



SHANGHAI KINGDOM INTERNATIONAL TRADE CO., LTD.

DEDICATED TO INCREASING YOUR EFFICIENCY



Hydraulic Ironworker Q35Y Series

About Us

Shanghai Kingdom International Trade Co., Ltd. (SKITC), with the merit of being adjacent to Shanghai International Financial Center and Shanghai International Shipping Center, aims at providing highly efficient metal processing solutions through our local factories in China. Products from SKITC include hydraulic ironworkers, punching machines, bending machines, cranes et al., which have strong customer base and excellent evaluation from customers in Asia, Africa and Latin-America.

SKITC has developed long term cooperation with a number of universities and research institutes in China. SKITC has world class teams for R&D and services. Most R&D team members have Ph.D. degree or M.S. degree in top universities in China. Team members are proficient in mechanical design, manufacturing and energy saving. SKITC can provide customized solutions, including product design, function optimization and cost reduction, according to customers' needs. The purpose of our work is to improve customers' production efficiency. Our excellent design capabilities enable our products leading in industry. Our elite teams can provide customers with professional, customized, and all-round services around the clock.

By believing the philosophy of “dedicated to increasing your efficiency” and having elite teams in R&D and services, we would like to cooperate with elites from all over the world, provide world class facilities for our customers and promote the development of foreign trade together.



We can offer you Best Price with high quality as we have our own factory, we are not only Trading Company, but also Manufacturing Factory.

HYDRAULIC IRONWORKER:



Product Video:

<https://www.youtube.com/watch?v=gSpxKA3Cxcrc>

I. Brief Introduction


Function:

Q35Y series industrial-grade hydraulic Iron Workers are featuring multiple functions, which includes: Punch, Angle Shear, Flat Shear, Round/Square Bar Shear, Rec. Notch, V-Notch, Channel Shear, I-beam Shear, T-bar Shear, Press Brake, Angle Bending and Pipe Notching. It comes standard with: quick-change coupling nut & sleeve, squaring arm with scale, electronic back gauge, gauging table with stops, punching base table, safety guards and more.


II. Main Features of our products



KINGDOM



KINGDOM







1. Professionally engineered design frame structures
2. Steel welds with high precision strength and rigidity to eliminate vibrations
3. Ironworker steel frame Q235 = American standard steel A306 GR55
4. Hydraulic fuel tanks and ironworker frame built by our Factory
5. Two hydraulic cylinders
6. Easy adjustable stroke control with ruler
7. Indicator on both hydraulic cylinders
8. Electric back gauge auto stop
9. Moveable working light
10. Hydraulic system with overload protection system
11. Large punching, notching, flat shearing table with ruler gauge
12. Emergency safety stop switch
13. Easy maintenance

III. Standard Configuration

No.	Parts	Origin
1	Main Electrical Component	France Schneider
2	Hydraulic Valve	Beijing Huade
3	Hydraulic Pump	Taiwan Kompass
4	Proximity Switch	Japan Omron
5	Timer Relay	France Schneider
6	Hydraulic Oil Seal	Japan NOK

IV. Standard Accessories

No.	ITEM	PICTURE
1	Punching Die	 <p>A set of round hole punching die will be installed in the machine. For other size of punching dies, you have to order and pay additionally.</p>
2	Flat Bar Cutting Blade	 <p>The cutting blade will be installed in the machine.</p>
3	Angle Steel Shearing Blade	 <p>The cutting blade will be installed in the machine.</p>
4	Profile Cutting Blade	 <p>A set of round and square bar blades will be installed in the machine. Also if you have to shear channel steel or I-beam steel, pls inform me the size. For other blade, you have to order and pay additionally.</p>
5	Notching Blade	 <p>The notching blade will be installed in the machine.</p>

V. Technical Parameter

Model		Q35Y-16 Q35Y-16D	Q35Y-20 Q35Y-20D	Q35Y-25 Q35Y-25D	Q35Y-30 Q35Y-30D	Q35Y-40 Q35Y-40D	Q35Y-50 Q35Y-50D
Process Capacity (T)		65	90	120	160	200	250
Material Tensile Strength (Mpa)		450					
Punching	Max. Capacity	ø25 x 16	ø30 x 20	ø35 x 25	ø38 x 30	ø40 x 35	ø40 x 40
	Dia(Punch) x Thickness(mm)	ø50 x 8	ø50 x 12	ø50 x 18	ø50 x 24	ø50 x 25	ø50 x 32
	Max. Stroke Length (mm)	80	80	80	80	80	80
	Throat Depth (mm)	300	355	400	600	600	600
	Throat Depth D (mm)	500	500	500	750	750	750
	Cycles /min. (Max. Stroke Length)	12	12	10	10	10	10
Flat Shearing	Max shearing size	250 x 16	330 x 20	330 x 25	330 x 30	400 x 35	400 x 40
	(width * thickness) (mm)	400 x 8	480 x 10	600 x 16	600 x 20	700 x 25	750 x 35
Angle Shearing	shearing (mm)	50 x 5	50 x 5	60 x 6	60 x 6	100 x 10	120 x 10
	shearing (mm)	125 x 12	140 x 12	160 x 14	180 x 16	200 x 18	200 x 20
Bar Shearing	Round Bar/ Square Bar (mm)	45/40	50/50	60/50	65/55	70/60	80/65
	Channel (mm)	12.6#	16#	20#	28#	28#	32#
Motor Power (KW)		4	5.5	7.5	11	15	18
N.W (KG)		1600	2200	3800	6300	8800	12800
	D	1900	2500	4200	6500	9300	13400
Overall Dimension (mm)		1650 x 800 x 1800	1830 x 800 x 1900	2200 x 1000x 2100	2600 x 1050x 2400	2900 x 1300x 2650	3000 x 1440x 2450
	D	1800 x 800 x 1800	1930 x 800 x 1900	2300 x 1000x 2100	2700 x 1050x 2400	3000 x 1300x 2650	3100 x 1440x 2450

Remarks:

1. **Delivery time:** 20 working days on the confirmation of the order.
2. **Package:** film protective package.
3. **The following 5 sets of moulds will be installed in the machine:**
 - a. A set of round hole punching die
 - b. A set of angle steel blade
 - c. A set of round and square bar blade
 - d. A set of shearing plate blade
 - e. A set of notching blade

The other die and other tool profiles must to be ordered and paid additionally
Visit our website to know more details.